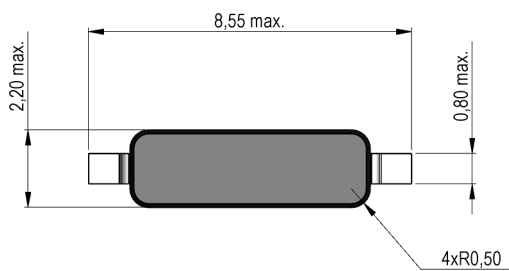
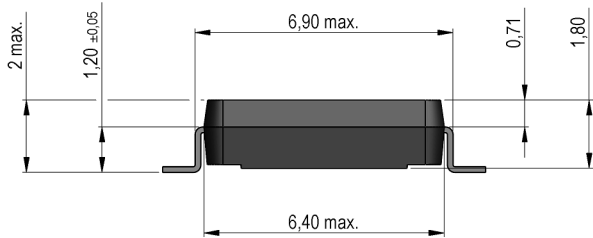
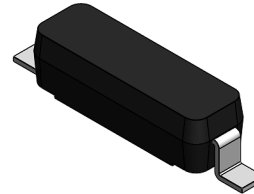


Preliminary Datasheet

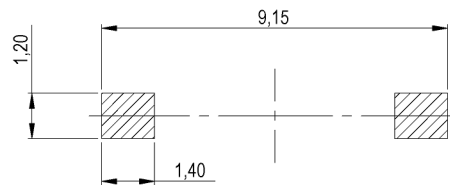
Dimensions mm[inch]
tolerances according to DIN ISO 2768-m
Toleranzen gem. DIN ISO 2768-m



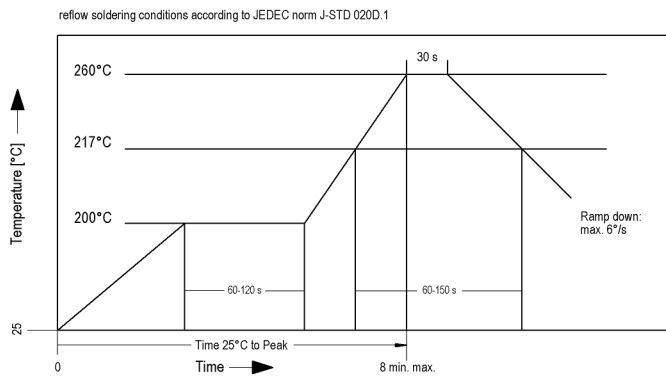
Isometric
Scale 5:1
Maßstab 5:1



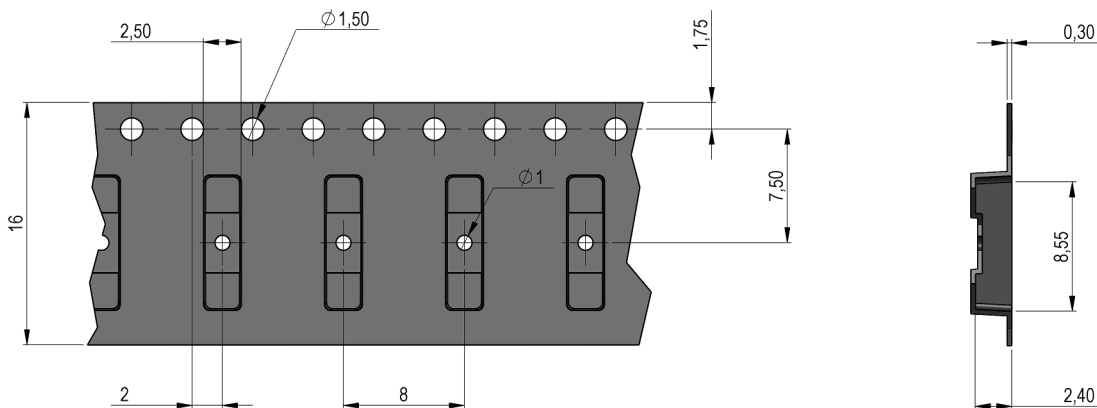
Recommended PCB Pad Layout



Solder Reflow Profile



Packaging





Europe: +49 / 7731 8399 0

| Email: info@standexmeder.com

Item No.:

USA: +1 / 508 295 0771

| Email: salesusa@standexmeder.com

9310000021

Asia: +852 / 2955 1682

| Email: salesasia@standexmeder.com

Item:

MK31-B-2

Preliminary Datasheet

| Magnetic properties | Conditions | Min | Typ | Max | Unit |
|---------------------------------------|--|-------------|-----|-----|------|
| Pull-In excitation (modified contact) | Reed switch modified phys. conditioned tolerance +/- 1 AT | 25 | | 115 | AT |
| Test equipment | Testing 100% | KMS11+AP142 | | | |

| Contact data 04 | Conditions | Min | Typ | Max | Unit |
|------------------------------------|--|-----|-----|------|------|
| Contact rating (> 9 AT) | Any DC combination of V & A not to exceed their individual max.'s | | | 3 | W |
| Switching voltage | DC or Peak AC | | | 30 | V |
| Switching current (> 9 AT) | DC or Peak AC | | | 0,3 | A |
| Carry current (> 9 AT) | DC or Peak AC | | | 0,5 | A |
| Contact resistance static (>9AT) | Measured with 40% overdrive Start value | | | 200 | mOhm |
| Insulation resistance | RH <45 %, 100 V test voltage | 10 | | | GOhm |
| Breakdown voltage (> 9 AT) | according to EN 60255-5 | 100 | | | VDC |
| Operate time incl. bounce (> 9 AT) | | | | 0,2 | ms |
| Release time | measured with no coil excitation | | | 0,15 | ms |
| Capacity | @ 10 kHz across open switch | | 0,1 | | pF |

| Special Product Data | Conditions | Min | Typ | Max | Unit |
|-------------------------|------------|-----|-----|-----|------|
| Reach / RoHS conformity | | | yes | | |

| Environmental data | Conditions | Min | Typ | Max | Unit |
|-----------------------------|------------------------------------|--------------|-----|-----|------|
| Shock | 1/2 sine, duration 11ms, in 3 axis | | | 30 | g |
| Vibration | from 10 - 2000 Hz | | | 20 | g |
| Operating temperature | | -40 | | 115 | °C |
| Storage temperature | | -55 | | 115 | °C |
| Soldering Temperature Tsold | Reflow acc.IPC/JEDEC J-STD-020D.1 | | | 260 | °C |
| Washability | | fully sealed | | | |

| General data | Conditions | Min | Typ | Max | Unit |
|--------------|------------|--|-----|-----|------|
| Remark | | Pick & place force should not exceed 25cN! | | | |
| Packaging | | Tape & Reel per 2000 pcs. / Tray H20 | | | |

Modifications in the sense of technical progress are reserved

Designed at: 20.10.16 Designed by: THAUKE

Approval at:

Approval by:

Last Change at:

Last Change by:

Approval at:

Approval by:

Version: 1