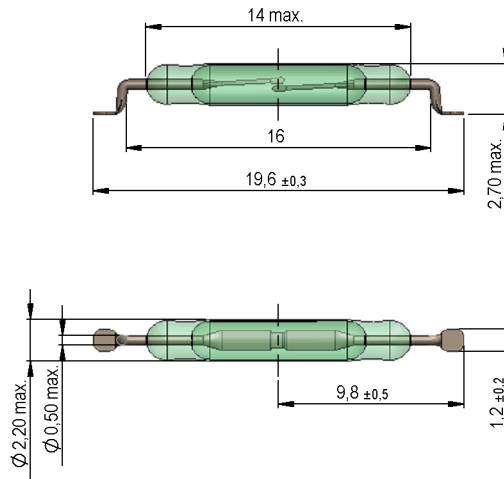


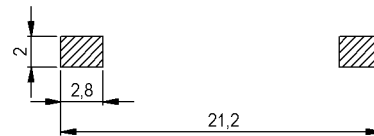
Dimensions mm[inch]
tolerances according to DIN ISO 2768-m
Toleranzen gem. DIN ISO 2768-m



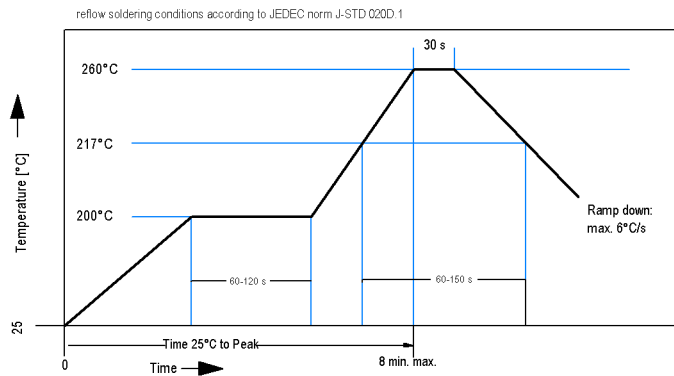
Isometric
Scale 2:1
Maßstab 2:1



Recommended PCB Pad Layout

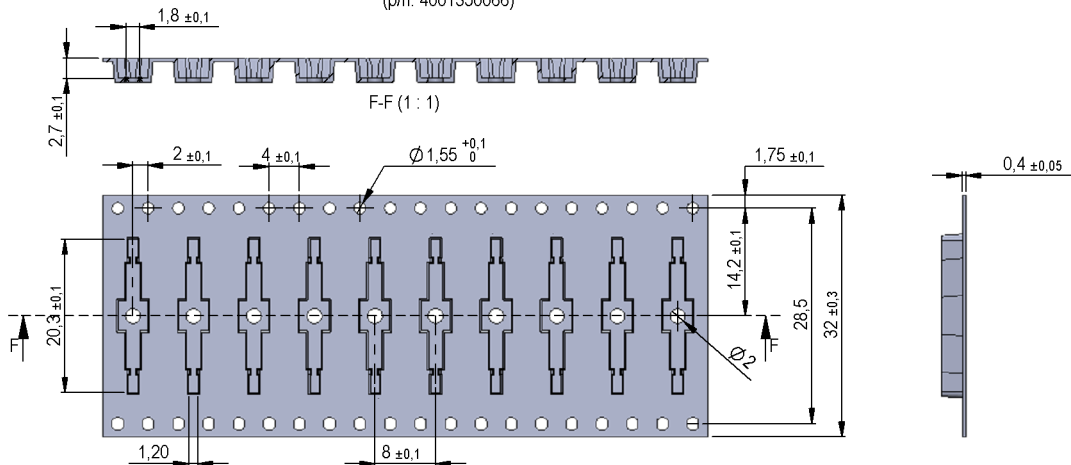


Solder Reflow Profile



Packaging

(p/n: 4001350066)





Europe: +49 / 7731 8399 0 | Email: info@standexmeder.com
 USA: +1 / 508 295 0771 | Email: salesusa@standexmeder.com
 Asia: +86 / 213 76 06000 | Email: salesasia@standexmeder.com

Item No.:
9231661520
 Item:
MK23-66-C-2

Magnetic properties	Conditions	Min	Typ	Max	Unit
Pull-In excitation (modified contact)	Reed switch modified phys. conditioned tolerance of +/- 1 AT	30		40	AT
Test-Coil	Reed switch modified	KMS-21			
Pull-In in milliTesla (modified conta	MS150 - phys. caused tolerance +/- 0,1mT	1.5		2.1	mT
Test-Coil	Reed switch modified	MS-150			

Contact data 66	Conditions	Min	Typ	Max	Unit
Contact-No.		66			
Contact-form		A			
Contact rating	Any DC combination of V & A not to exceed their individual max.'s			10	W
Switching voltage (<21 AT)	DC or Peak AC			180	V
Switching current	DC or Peak AC			0.5	A
Carry current	DC or Peak AC			1.25	A
Contact resistance static	Measured with 40% overdrive Start Value			150	mOhm
Contact resistance dynamic	Maximum value 1,5 ms after excitation Start Value			200	mOhm
Insulation resistance	RH <45 %, 100 VDC test voltage	10			GOhm
Breakdown voltage (<21 AT)	according to IEC 255-5	200			VDC
Operate time incl. bounce	measured with 40% overdrive			0.5	ms
Release time	measured with no coil excitation			0.1	ms
Capacity			0.2		pF

Environmental data	Conditions	Min	Typ	Max	Unit
Shock	1/2 sine wave duration 11ms			50	g
Vibration	from 10 - 2000 Hz			20	g
Ambient temperature		-40		130	°C
Storage temperature		-55		130	°C
Soldering temperature	wave soldering max. 5 sec.			260	°C

Modifications in the sense of technical progress are reserved

Designed at: 06/10/18 Designed by: AKELLER
 Last Change at: 21/06/04 Last Change by: KSHAO

Approval at: 06/10/18 Approval by: RKAMP
 Approval at: 21/06/29 Approval by: JWANG

Rev. No.: 13