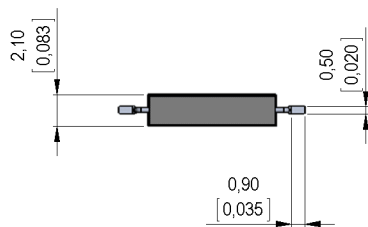
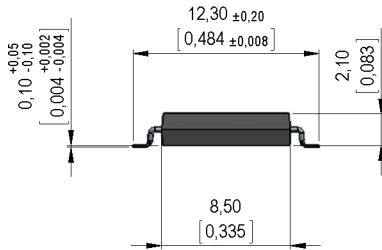



Dimensions mm[inch]
tolerances according to DIN ISO 2768-m
Toleranzen gem. DIN ISO 2768-m



Isometric
Scale 2:1
Maßstab 2:1

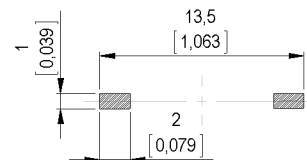


Marking

according to EN60062/factory code
gem. EN60062/Fertigungsstätte

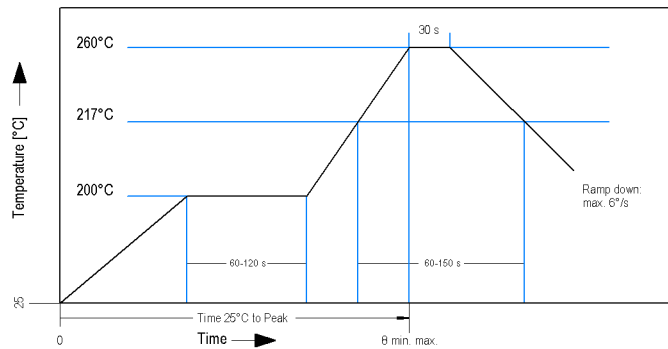


Recommended PCB Pad Layout

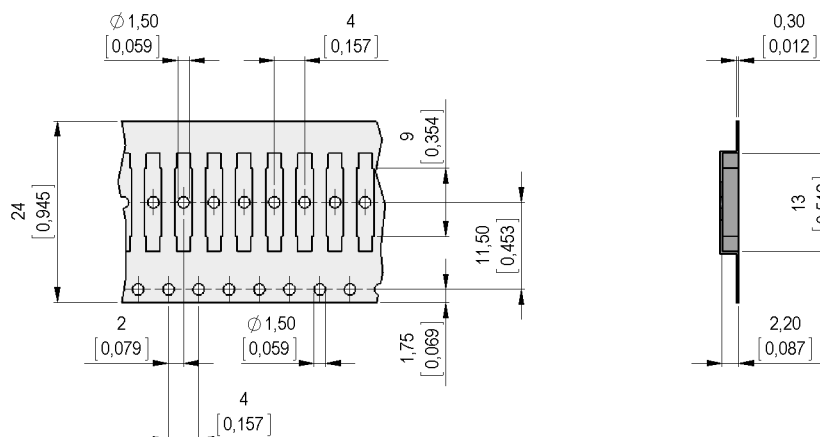


Solder Reflow Profile

reflow soldering conditions according to JEDEC norm J-STD 020D 1



Packaging





Europe: +49 / 7731 8399 0

| Email: info@standexmeder.com

Item No.:

USA: +1 / 508 295 0771

| Email: salesusa@standexmeder.com

9171000025

Asia: +852 / 2955 1682

| Email: salesasia@standexmeder.com

Item:

MK17-E-2

Magnetic properties	Conditions	Min	Typ	Max	Unit
Pull-In	at 20°C	50		66	
Test equipment			KMS-11		
Pull-In in milliTesla (modified conta	MS150 - phys. caused tolerance +/- 0,1mT	2,9		3,4	mT
Test equipment			MS-150		

Contact data 80	Conditions	Min	Typ	Max	Unit
Contact-material			Rhodium		
Contact-rating	Any DC combination of V & A not to exceed their individual max.'s			10	W
Switching voltage	DC or Peak AC			100	V
Carry current	DC or Peak AC			0,5	A
Switching current	DC or Peak AC			0,5	A
Contact resistance static	Measured with 40% overdrive Start Value			250	mOhm
Breakdown voltage	according to IEC 255-5	150			VDC

Special Product Data	Conditions	Min	Typ	Max	Unit
Housing material			epoxy resin		
Material			EN 60335-1 conform		

Environmental data	Conditions	Min	Typ	Max	Unit
Shock	1/2 sine wave duration 11ms			30	g
Vibration	from 10 - 2000 Hz			20	g
Operating temperature		-40		130	°C
Storage temperature		-50		130	°C
Soldering Temperature Tsold	Reflow acc.IPC/JEDEC J-STD-020D.1			260	°C
Washability			fully sealed		

General data	Conditions	Min	Typ	Max	Unit
Component marking	general descripton		E YM		

Modifications in the sense of technical progress are reserved

Designed at: 11.11.08 Designed by: THAUKE

Approval at: 11.11.08 Approval by: JHEYDER

Last Change at: 29.12.14 Last Change by: AAI

Approval at: 28.01.15 Approval by: AWEBER

Version: 08