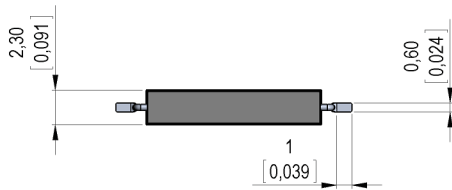
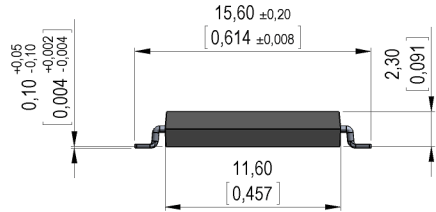


Dimensions mm[inch]
tolerances according to DIN ISO 2768-m
Toleranzen gem. DIN ISO 2768-m



Isometric
Scale 2:1
Maßstab 2:1

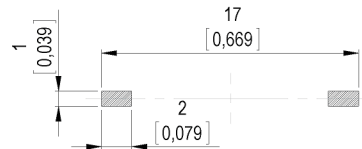


Marking

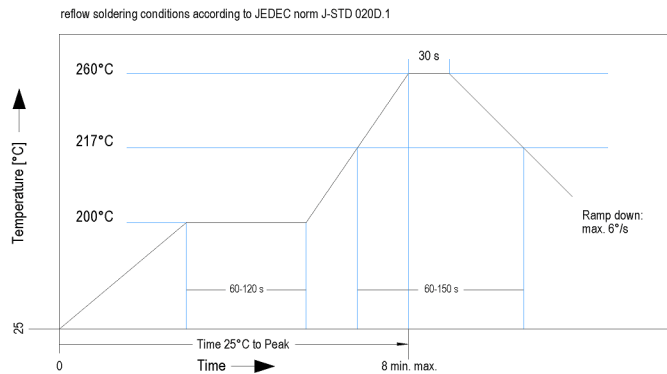
according to EN60062/factory code
gem. EN60062/Fertigungsstätte



Recommended PCB Pad Layout



Solder Reflow Profile



Packaging

bulk



Europe: +49 / 7731 8399 0 | Email: info@meder.com
 USA: +1 / 508 295 0771 | Email: salesusa@meder.com
 Asia: +852 / 2955 1682 | Email: salesasia@meder.com

Item No.:
9161879023
 Item:
MK16-C-2 Bulk

Magnetic properties	Conditions	Min	Typ	Max	Unit
Pull-In	at 20°C	32		59	AT
Test equipment			KMS-11		
Pull-In in milliTesla (modified conta	MS150 - phys. caused tolerance +/- 0,1mT	1,6		2,8	mT
Test equipment			MS-150		

Contact data 87	Conditions	Min	Typ	Max	Unit
Contact-material	Plating thicknesses are proprietary		Rhodium		
Contact rating	Any DC combination of V & A not to exceed their individual max.'s			10	W
Switching voltage	DC or Peak AC			200	V
Carry current	DC or Peak AC			0,5	A
Switching current	DC or Peak AC			0,4	A
Contact resistance static	Measured with 40% overdrive Start Value			150	mOhm
Breakdown voltage	according to EN 60255-5	230			VDC

Special Product Data	Conditions	Min	Typ	Max	Unit
Housing material			epoxy resin		
Approval			UL-File No.E156887		

Environmental data	Conditions	Min	Typ	Max	Unit
Shock	1/2 sine, duration 11ms, in 3 axis			30	g
Vibration	from 10 - 2000 Hz			20	g
Ambient temperature		-40		130	°C
Storage temperature		-50		130	°C
Soldering Temperature Tsold	Reflow acc.IPC/JEDEC J-STD-020D.1			260	°C
Cleaning			fully sealed		

Modifications in the sense of technical progress are reserved

Designed at: 10.11.08 Designed by: THAUKE
 Last Change at: 12.12.13 Last Change by: THAUKE

Approval at: 11.11.08 Approval by: JHEYDER
 Approval at: 16.12.13 Approval by: AWEBER

Version: 7