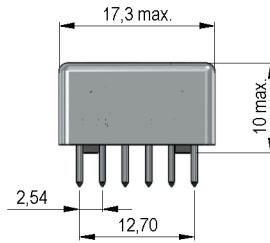
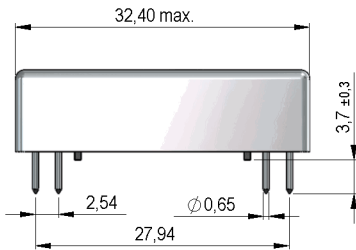
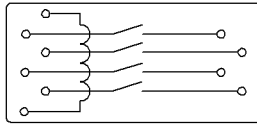


Dimensions mm[inch]

tolerances acc. to DIN ISO 2768-m
Toleranzen gem. DIN ISO 2768-m




Layout
Top view
Draufsicht



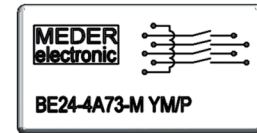
Isometric

Scale 1:1
Maßstab 1:1



Marking

according to EN60062/factory code
gem. EN60062/Fertigungsstätte



Coil Data at 20 °C	Conditions	Min	Typ	Max	Unit
Coil resistance		887	985	1.083	Ohm
Coil voltage			24		VDC
Rated power			585		mW
Pull-In voltage				16,8	VDC
Drop-Out voltage		1,5			VDC

Contact data 52	Conditions	Min	Typ	Max	Unit
Contact rating	consider any combination of V & A AC RMS 70 VA			50	W
Switching voltage	DC or Peak AC			350	V
Switching current	DC or Peak AC			0,5	A
Carry current	DC or Peak AC			2,5	A
Contact resistance static	Measured with 40% overdrive Start Value			150	mOhm
Insulation resistance	RH <45 %, 100 V test voltage	10			GOhm
Breakdown voltage (<36 AT)	according to EN 60255-5	500			VDC
Operate time incl. bounce	measured with 40% overdrive			1,1	ms
Release time	measured with no coil excitation			0,1	ms
Capacity	@ 10 kHz across open switch		0,5		pF

Special Product Data	Conditions	Min	Typ	Max	Unit
Number of contacts				4	
Contact - form				A - NO	
Dielectric Strength Coil/Contact	according to EN 60255-5	2			kV AC
Insulation resistance Coil/Contact	RH <45%, 200 VDC Measuring Voltage	1			TOhm
Case colour				silver metallic	
Housing material				Metal	
Sealing compound				Polyurethan	
Connection pins				Copper alloy tin plated	
Magnetic Shield				yes	
Reach / RoHS conformity				yes	



Europe: +49 / 7731 8399 0

| Email: info@standexmeder.com

USA: +1 / 508 295 0771

| Email: salesusa@standexmeder.com

Asia: +852 / 2955 1682

| Email: salesasia@standexmeder.com

Item No.:

8824473200

Item:

BE24-4A73-M

Environmental data	Conditions	Min	Typ	Max	Unit
Shock	1/2 sine, duration 11ms, in 3 axis			50	g
Vibration	from 10 - 2000 Hz			20	g
Operating temperature		-20		70	°C
Storage temperature		-35		95	°C
Soldering temperature	wave soldering max. 5 sec.			260	°C
Washability					fully sealed

Modifications in the sense of technical progress are reserved

Designed at: 29.01.08 Designed by: MPOTUZAK

Approval at: 29.01.08 Approval by: DSTASTNY

Last Change at: 24.11.14 Last Change by: WKOVACS

Approval at: 27.11.14 Approval by: DSTASTNY

Version: 05