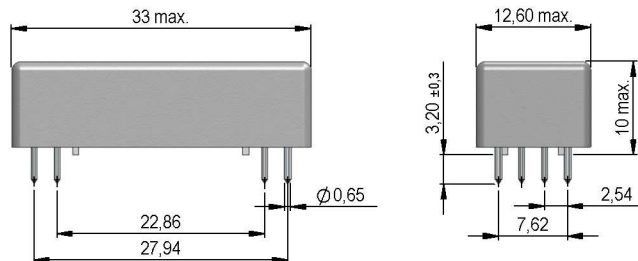


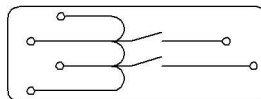
Dimensions mm[inch]

tolerances acc. to DIN ISO 2768-m
Toleranzen gem. DIN ISO 2768-m




Layout

Top view
Draufsicht



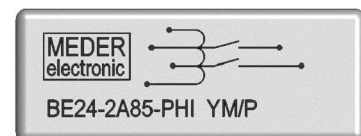
Isometric

Scale 1:1
Maßstab 1:1



Marking

according to EN60062/factory code
gem. EN60062/Fertigungsstätte



Coil Data at 20 °C	Conditions	Min	Typ	Max	Unit
Coil resistance		972	1.080	1.188	Ohm
Coil voltage			24		VDC
Rated power			533		mW
Thermal Resistance			61		K/W
Pull-In voltage				16,8	VDC
Drop-Out voltage		2,2			VDC

Contact Data 85	Conditions	Min	Typ	Max	Unit
Contact rating	Any DC combination of V & A not to exceed their individual max.'s			100	W
Switching voltage	DC or Peak AC			1.000	V
Switching current	DC or Peak AC			1	A
Carry current	DC or Peak AC 100% Duty Cycle			2,5	A
Contact resistance static	Measured with 40% overdrive			150	mOhm
Insulation resistance	RH <45 %, 100 V test voltage	10			TOhm
Breakdown voltage	acc.to EN 60255-5	1.500			VDC
Operate time incl. bounce	measured with 40% overdrive			1,1	ms
Release time	measured with no coil suppression			0,1	ms
Capacitance	@ 10 kHz across open switch		0,5		pF

Special Product Data	Conditions	Min	Typ	Max	Unit
Number of contacts			2		
Contact - form			A - NO		
Insulation resistance Coil/Contact	RH <45%, 200 VDC test voltage	100			TOhm
Insulation voltage Coil/Contact	according to IEC 255-5	2			kV AC
Housing material			Polycarbonat		
Sealing compound			Wevopur PD4		
Connection pins			Copper alloy tin plated		
Case colour			gray		
Magnetic Shield			no		
Reach / RoHS conformity			yes		



Europe: +49 / 7731 8399 0

| Email: info@standexmeder.com

USA: +1 / 508 295 0771

| Email: salesusa@standexmeder.com

Asia: +852 / 2955 1682

| Email: salesasia@standexmeder.com

Item No.:

8824279104

Item:

BE24-2A85-PHI

BE24-2A79-PHI

Environmental data	Conditions	Min	Typ	Max	Unit
Shock	1/2 sine wave duration 11ms			50	g
Vibration	from 10 - 2000 Hz			20	g
Ambient temperature		-20		70	°C
Storage temperature		-40		105	°C
Soldering temperature	wave soldering max. 5 sec.				
Cleaning					fully sealed

General data	Conditions	Min	Typ	Max	Unit
Remarks					Relay with very high insulating resistance

Modifications in the sense of technical progress are reserved

Designed at: 09.01.08 Designed by: WKOVACS

Approval at: 28.02.11 Approval by: CRUF

Last Change at: 28.02.17 Last Change by: DSTASTNY

Approval at: 28.02.17 Approval by: DSTASTNY

Version: 06