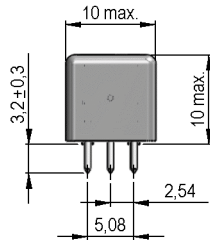
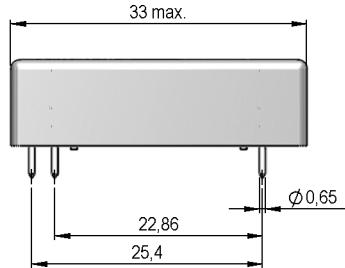
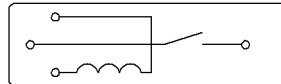



**Dimensions mm[inch]**  
 tolerances acc. to DIN ISO 2768-m  
 Toleranzen gem. DIN ISO 2768-m



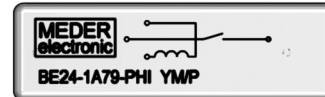
**Layout**  
 Top view  
 Draufsicht



**Isometric**  
 Scale 1:1  
 Maßstab 1:1



**Marking**  
 according to EN60062/factory code  
 gem. EN60062/Fertigungsstätte



Coil Data at 20 °C	Conditions	Min	Typ	Max	Unit
Coil resistance		1.260	1.400	1.540	Ohm
Coil voltage			24		VDC
Rated power			411		mW
Thermal Resistance			72		K/W
Pull-In voltage				16,8	VDC
Drop-Out voltage		1,9			VDC

Contact data 79	Conditions	Min	Typ	Max	Unit
Contact rating	Any DC combination of V & A not to exceed their individual max.'s			25	W
Switching voltage	DC or Peak AC			1.000	V
Switching current	DC or Peak AC			1	A
Carry current	DC or Peak AC			2	A
Contact resistance static	Measured with 40% overdrive Start Value			150	mOhm
Insulation resistance	RH <45 %, 100 V test voltage	100			TOhm
Breakdown voltage (20-25 AT)	according to IEC 255-5	2.500			VDC
Operate time incl. bounce	measured with 40% overdrive			1	ms
Release time	measured with no coil excitation			0,4	ms

Special Product Data	Conditions	Min	Typ	Max	Unit
Insulation resistance Coil/Contact	RH <45%, 200 VDC test voltage	100			TOhm
Insulation voltage Coil/Contact	according to IEC 255-5	2			kV AC
Housing material			Polycarbonat		
Sealing compound			Polyurethan		
Connection pins			Copper alloy tin plated		
Number of contacts			1		
Contact - form			A - NO		
Case colour			gray		
Magnetic Shield			no		
Reach / RoHS conformity			yes		

Modifications in the sense of technical progress are reserved

Designed at: 03.03.08    Designed by: WKOVACS    Approval at: 16.02.11    Approval by: CRUF  
 Last Change at: 04.09.09    Last Change by: KSCHIELENSKI    Approval at:    Approval by:

Version: 03



*Products for tomorrow...*

Europe: +49 / 7731 8399 0 | Email: info@meder.com  
USA: +1 / 508 295 0771 | Email: salesusa@meder.com  
Asia: +852 / 2955 1682 | Email: salesasia@meder.com

Item No.:  
**8824179104**  
Item:  
**BE24-1A79-PHI**

Environmental data	Conditions	Min	Typ	Max	Unit
Shock	1/2 sine wave duration 11ms			50	g
Vibration	from 10 - 2000 Hz			20	g
Ambient temperature		-20		70	°C
Storage temperature		-40		105	°C
Soldering temperature	wave soldering max. 5 sec.			260	°C
Cleaning					fully sealed

General data	Conditions	Min	Typ	Max	Unit
Remarks					Relay with very high insulating resistance

Modifications in the sense of technical progress are reserved

Designed at: 03.03.08    Designed by: WKOVACS    Approval at: 16.02.11    Approval by: CRUF  
Last Change at: 04.09.09    Last Change by: KSCHIELENSKI    Approval at:    Approval by:

Version: 03