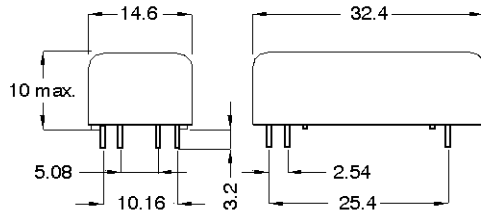
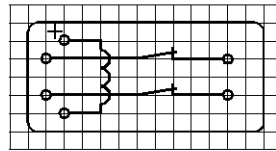
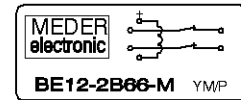


DIMENSIONS (mm)


Pins: $\varnothing 0.65$ mm
 L = 3.2mm ± 0.3 mm
 Material: Cu-alloy tinned


LAYOUT

pitch 2.54 mm/Top view


MARKING


MEDER-Label
 Type/Layout
 Production code,
 EN60062/Factory code

Coil Data at 20 °C	Conditions	Min	Typ	Max	Unit
Coil resistance		490	545	600	Ohm
Coil voltage			12		VDC
Rated power			264		mW
Pull-In voltage				8,4	VDC
Drop-Out voltage		0,8			VDC

Contact data 66	Conditions	Min	Typ	Max	Unit
Contact-No.				66	
Contact-form				B - NC	
Contact-material				Rhodium	
Contact rating	Any DC combination of V & A not to exceed their individual max.'s			10	W
Switching voltage (>20 AT)	DC or Peak AC			200	V
Switching current	DC or Peak AC			0,5	A
Carry current	DC or Peak AC			1,25	A
Contact resistance static	Measured with 40% overdrive Start Value			150	mOhm
Contact resistance dynamic	Maximum value 1,5 ms after excitation Start Value			200	mOhm
Insulation resistance	RH <45 %, 100 VDC test voltage	10			GOhm
Breakdown voltage (>20 AT)	according to IEC 255-5	225			VDC
Operate time incl. bounce	measured with 40% overdrive			0,5	ms
Release time	measured with no coil excitation			0,1	ms
Capacitance	across open switch		0,3		pF

Special Product Data	Conditions	Min	Typ	Max	Unit
Insulation resistance Coil/Contact	RH <45%, 200 VDC test voltage	1.000			GOhm
Insulation voltage Coil/Contact	according to IEC 255-5	2			kVAC
Housing material				Metal	
Sealing compound				Polyurethan	
Connection pins				Copper alloy tin plated	
number of contacts				2	



Products for tomorrow...

Europe: +49 / 7731 8399 0

| Email: info@meder.com

Item No.:

USA: +1 / 508 295 0771

| Email: salesusa@meder.com

8812271600

Asia: +852 / 2955 1682

| Email: salesasia@meder.co

Item:

BE12-2B66-M

BE12-2B71-M

Environmental data	Conditions	Min	Typ	Max	Unit
Shock	1/2 sine wave duration 11ms			50	g
Vibration	from 10 - 2000 Hz			20	g
Ambient temperature		-20		70	°C
Storage temperature		-40		105	°C
Soldering temperature	wave soldering max. 5 sec.			260	°C
Cleaning		fully sealed			

Modifications in the sense of technical progress are reserved

Designed at: 06.06.08

Designed by: WKOVACS

Approval at: 19.06.08

Approval by: KOLBRICH

Last Change at: 24.06.08

Last Change by: ALICHTENSTEIN

Approval at: 24.06.08

Approval by: KOLBRICH

Version: 02