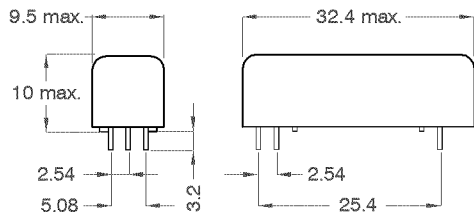


DIMENSIONS (mm)

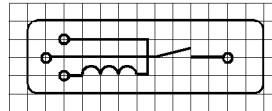


Pins: Ø0.65 mm  
 L = 3.2±0.3 mm  
 Material: Cu-alloy tinned

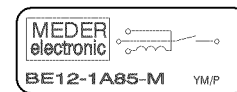


LAYOUT

pitch 2.54 mm/Top view



MARKING



MEDER-Label  
 Type/Layout  
 Production code,  
 EN60062/Factory code

Coil Data at 20 °C	Conditions	Min	Typ	Max	Unit
Coil resistance		560	620	680	Ohm
Coil voltage			12		VDC
Rated power			232		mW
Pull-In voltage				8,4	VDC
Drop-Out voltage		1,2			VDC

Contact Data 85	Conditions	Min	Typ	Max	Unit
Contact-form		A			
Contact rating	Any DC combination of V & A not to exceed their individual max.'s			100	W
Switching voltage	DC or Peak AC			1.000	V
Switching current	DC or Peak AC			1	A
Carry current	DC or Peak AC 100% Duty Cycle			2,5	A
Contact resistance static	Measured with 40% overdrive			150	mOhm
Insulation resistance	RH <45 %, 100 V test voltage	10			GOhm
Breakdown voltage (20-30 AT)	according to IEC 255-5	2.300			VDC
Operate time incl. bounce	measured with 40% overdrive			1,1	ms
Release time	measured with no coil excitation			0,1	ms

Special Product Data	Conditions	Min	Typ	Max	Unit
Insulation resistance Coil/Contact	RH <45%, 200 VDC test voltage	1.000			GOhm
Insulation voltage Coil/Contact	according to IEC 255-5	2			kV AC
Housing material		Metal			
Sealing compound		Polyurethan			
Connection pins		Copper alloy tin plated			

Environmental data	Conditions	Min	Typ	Max	Unit
Shock	1/2 sine wave duration 11ms			50	g
Vibration	from 10 - 2000 Hz			20	g
Ambient temperature		-20		70	°C
Storage temperature		-40		105	°C
Soldering temperature	wave soldering max. 5 sec.			260	°C
Cleaning		fully sealed			