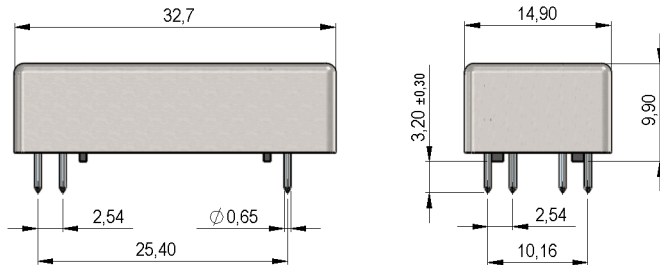


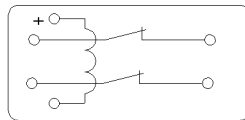
Dimensions mm[inch]

tolerances acc. to DIN ISO 2768-m
Toleranzen gem. DIN ISO 2768-m




Layout

Top view
Draufsicht



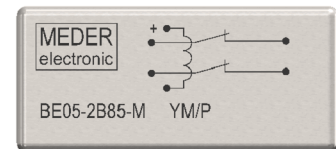
Isometric

Scale 1:1
Maßstab 1:1



Marking

according to EN60062/factory code
gem. EN60062/Fertigungsstätte



Coil Data at 20 °C	Conditions	Min	Typ	Max	Unit
Coil resistance		76,5	85	93,5	Ohm
Coil voltage			5		VDC
Rated power			294		mW
Pull-In voltage				3,5	VDC
Drop-Out voltage		0,3			VDC

Contact Data 85	Conditions	Min	Typ	Max	Unit
Contact rating	Any DC combination of V & A not to exceed their individual max.'s			100	W
Switching voltage	DC or Peak AC			1.000	V
Switching current	DC or Peak AC			1	A
Carry current	DC or Peak AC 100% Duty Cycle			2,5	A
Contact resistance static	Measured with 40% overdrive			150	mOhm
Insulation resistance	RH <45 %, 100 V test voltage	10			GOhm
Breakdown voltage (<20 AT)		2.000			VDC
Breakdown voltage					VDC
Operate time incl. bounce	measured with 40% overdrive			1,1	ms
Release time	measured with no coil suppression			0,1	ms
Capacitance	@ 10 kHz across open switch		0,5		pF

Special Product Data	Conditions	Min	Typ	Max	Unit
Number of contacts			2		
Contact - form			B - NC		
Dielectric Strength Coil/Contact	according to EN 60255-5	2			kV AC
Insulation resistance Coil/Contact	RH <45%, 200 VDC measuring voltage	1			TOhm
Case colour			silver metallic		
Housing material			Metal		
Sealing compound			Polyurethan		
Connection pins			Copper alloy tin plated		
Reach / RoHS conformity			yes		



Europe: +49 / 7731 8399 0

| Email: info@standexmeder.com

USA: +1 / 508 295 0771

| Email: salesusa@standexmeder.com

Asia: +852 / 2955 1682

| Email: salesasia@standexmeder.com

Item No.:

8805285600

Item:

BE05-2B85-M

Environmental data	Conditions	Min	Typ	Max	Unit
Shock	1/2 sine, duration 11ms, in 3 axis			50	g
Vibration	from 10 - 2000 Hz			20	g
Operating temperature		-20		70	°C
Storage temperature		-35		95	°C
Soldering temperature	wave soldering max. 5 sec.			260	°C
Washability					fully sealed

Modifications in the sense of technical progress are reserved

Designed at: 30.06.14 Designed by: WKOVACS

Approval at: 20.06.17 Approval by: DSTASTNY

Last Change at: Last Change by:

Approval at: Approval by:

Version: 01