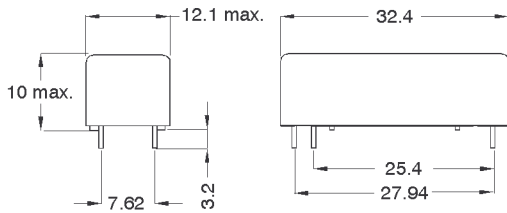
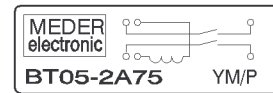
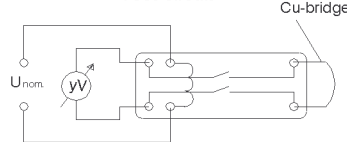


**DIMENSIONS (mm)**


Pins: Ø0.65 mm  
L = 3.2±0.3 mm  
Material: Cu-alloy tinned


**LAYOUT**

pitch 2.54 mm/Top view


**MARKING**

**Test circuit**


MEDER-Label  
Type/Layout  
Production code,  
EN60062/Factory code

Coil Data at 20 °C	Conditions	Min	Typ	Max	Unit
Coil resistance		810	900	990	Ohm
Coil voltage			5		VDC
Rated power			28		mW
Pull-In voltage				3,8	VDC
Drop-Out voltage		1			VDC

Contact data 75	Conditions	Min	Typ	Max	Unit
Contact rating	Any DC combination of V & A not to exceed their individual max.'s			10	W
Switching voltage (<31 AT)	DC or Peak AC			500	V
Switching current	DC or Peak AC			0,5	A
Carry current	DC or Peak AC			1	A
Contact resistance static	Measured with 40% overdrive Start Value			200	mOhm
Insulation resistance	RH <45 %, 100 V test voltage	1			TOhm
Breakdown voltage (<20 AT)	according to IEC 255-5	0,6			kV DC
Operate time incl. bounce	measured with 40% overdrive			0,5	ms
Release time	measured with no coil excitation			0,1	ms
Capacity	@ 10 kHz across open switch		0,4		pF

Special Product Data	Conditions	Min	Typ	Max	Unit
Number of contacts				2	
Contact - form				A - NO	
Thermal Offset Voltage				1,5	µV
Dielectric Strength Coil/Contact	according to IEC 255-5	2			kV DC
Insulation resistance Coil/Contact	RH <45%, 200 VDC test voltage	1			TOhm
Case colour					
Housing material				Metal	
Sealing compound				Polyurethan	
Connection pins				Copper alloy tin plated	
Magnetic Shield				yes	
RoHS conformity				yes	



Europe: +49 / 7731 8399 0

| Email: info@standexmeder.com

USA: +1 / 508 295 0771

| Email: salesusa@standexmeder.com

Asia: +852 / 2955 1682

| Email: salesasia@standexmeder.com

Item No.:

**8805275800**

Item:

**BT05-2A75**

Environmental data	Conditions	Min	Typ	Max	Unit
Shock	1/2 sine wave duration 11ms			30	g
Vibration	from 10 - 2000 Hz			20	g
Operating temperature		-20		70	°C
Storage temperature		-35		105	°C
Soldering temperature	wave soldering max. 5 sec.			260	°C
Washability					fully sealed

General data	Conditions	Min	Typ	Max	Unit
Packaging					VPE

Modifications in the sense of technical progress are reserved

Designed at: 23.06.08

Designed by: WKOVACS

Approval at: 24.11.09

Approval by: KOLBRICH

Last Change at: 29.01.13

Last Change by: SSCHNECKENBURGER

Approval at: 29.01.13

Approval by: SSCHNECKENBURGER

Version: 03