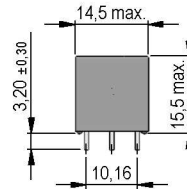
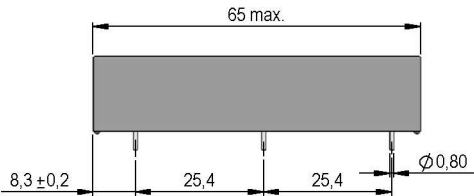



Dimensions mm[inch]

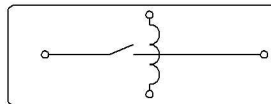
tolerances acc. to DIN ISO 2768-m
Toleranzen gem. DIN ISO 2768-m



Isometric

 Scale 1:2
Maßstab 1:2


Layout

 Top view
Draufsicht


Marking

 according to EN60062/factory code
gem. EN60062/Fertigungsstätte


Coil Data at 20 °C	Conditions	Min	Typ	Max	Unit
Coil resistance		45	50	55	Ohm
Coil voltage			5		VDC
Rated power			500		mW
Pull-In voltage				3,8	VDC
Drop-Out voltage		0,5			VDC

Contact data 83	Conditions	Min	Typ	Max	Unit
Contact-form		A - NO			
Contact rating	Any DC combination of V & A not to exceed their individual max.'s			50	W
Switching voltage	DC or Peak AC			7.500	V
Switching current	DC or Peak AC			3	A
Carry current	DC or Peak AC			5	A
Contact resistance static	Measured with 40% overdrive Start Value			150	mOhm
Contact resistance	Maximum value 1,5 ms after excitation Start Value			200	mOhm
Insulation resistance	RH <45 %, 100 V test voltage	10			GOhm
Breakdown voltage	according to EN 60255-5	10			kV DC
Operate time incl. bounce	measured with 40% overdrive			3,2	ms
Release time	measured with no coil excitation			1,5	ms
Capacitance	@ 10 kHz across open switch		1		pF

Special Product Data	Conditions	Min	Typ	Max	Unit
Insulation resistance Coil/Contact	RH <45%, 200 VDC test voltage	1			TOhm
Isolation voltage Coil/Contact-shiel		10			kV DC
Housing material		Polycarbonat			
Sealing compound		Polyurethan			

Environmental data	Conditions	Min	Typ	Max	Unit
Shock	1/2 sine wave duration 11ms			50	g
Vibration	from 10 - 2000 Hz			20	g
Operating temperature		-20		70	°C
Storage temperature		-35		105	°C
Soldering temperature	wave soldering max. 5 sec.			260	°C