

# REED SWITCH

## ORT551

### Ultraminiature Transfer Type

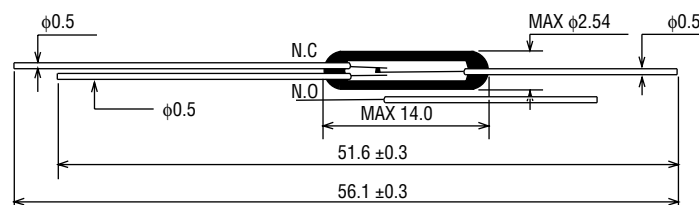
#### GENERAL DESCRIPTION

The ORT551 is a ultraminiature two-contact reed switch designed for transfer type operation. The contacts are sealed within the glass tube with inert gas to maintain contact reliability.

#### Features

- (1) Reed contacts are hermetically sealed within a glass tube with inert gas and do not receive any influence from the external atmospheric environment.
- (2) Quick response
- (3) The structure comprises an operating system and electrical circuits coaxially. Reed switches are suited to applications in radio frequency.
- (4) Reed switches are compact and light weight.
- (5) Superior corrosion resistance and wear resistance of the contacts assures stable switching operation and long life.
- (6) With a permanent magnet installed, reed switches economically and easily become proximity switches.

#### External Dimensions (Unit:mm)



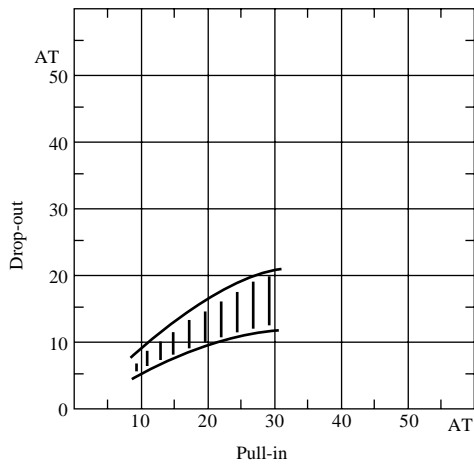
#### APPLICATIONS OF REED SWITCHES

1. Automotive electronic devices
2. Control equipment
3. Communication equipment
4. Measurement equipment
5. Household appliances

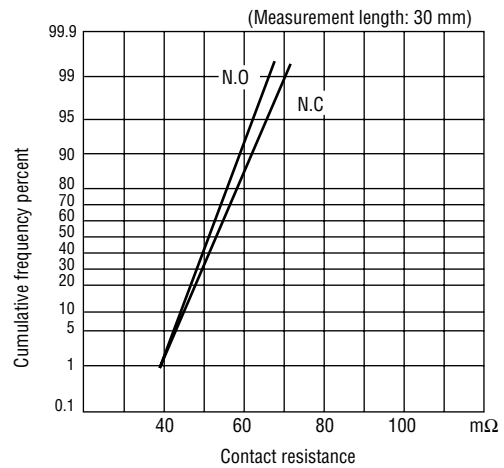
**ELECTRICAL CHARACTERISTICS**

Parameter	Symbol	Condition	Rated Value			Unit
			Min.	Typ.	Max.	
Pull-in Value	PI	—	10	—	30	AT
Drop-out Value	DO	—	4	—	—	AT
Contact Resistance	CR	—	—	—	100	mΩ
Breakdown Voltage	—	PI>20	200	—	—	VDC
Breakdown Voltage	—	PI<20	150	—	—	VDC
Insulation Resistance	—	—	10 <sup>9</sup>	—	—	Ω
Electrostatic Capacitance	—	—	—	—	1.5	pF
Contact Rating	—	—	—	—	3	VA
Maximum Switching Voltage	—	—	—	—	30 <sup>DC</sup> <sub>AC</sub>	V
Maximum Switching Current	—	—	—	—	0.2	A
Maximum Carry Current	—	—	—	—	0.5	A

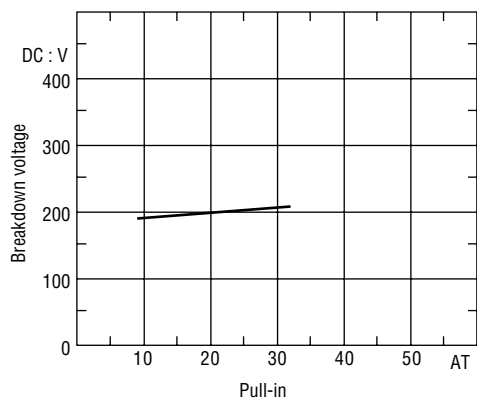
(1) Drop-out vs. Pull-in



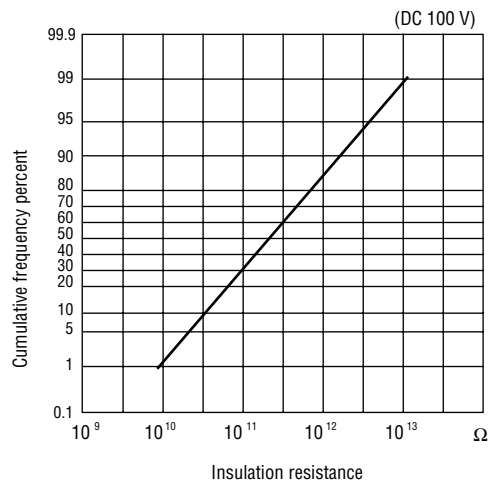
(2) Contact resistance



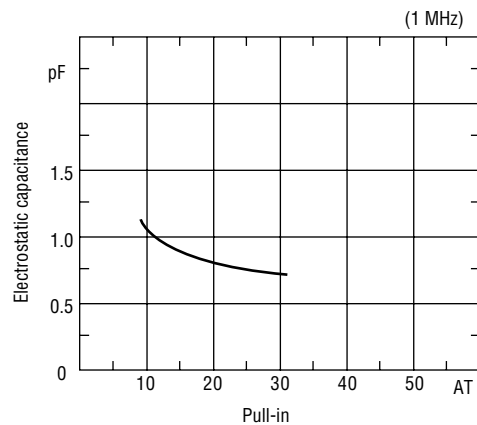
(3) Breakdown voltage



(4) Insulation resistance



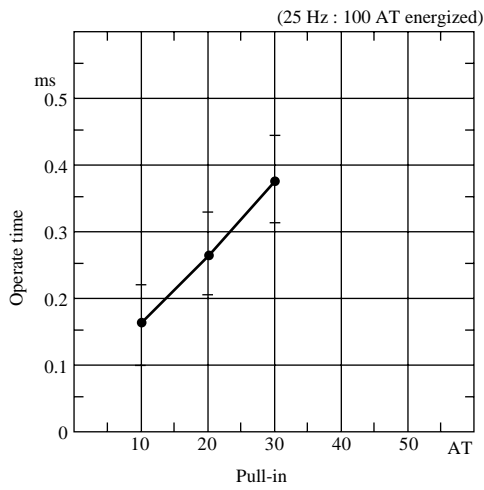
(5) Electrostatic capacitance



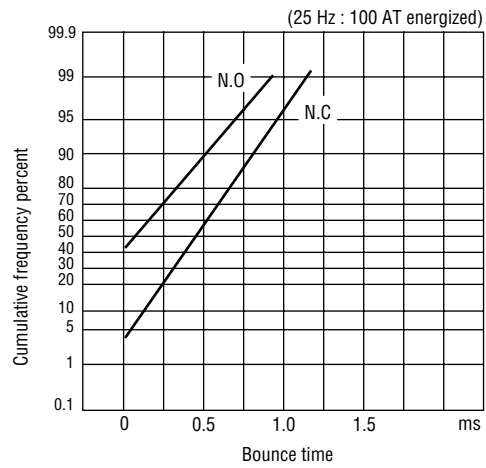
**OPERATING CHARACTERISTICS**

Parameter	Rated Value			Unit
	Min.	Typ.	Max.	
Operate Time	—	—	1.0	ms
Bounce Time	—	—	N.O 1.0	ms
Bounce Time	—	—	N.C 1.5	ms
Release Time	—	—	0.5	ms
Resonant Frequency	2000	6000	10000	Hz
Maximum Operating Frequency	—	—	200	Hz

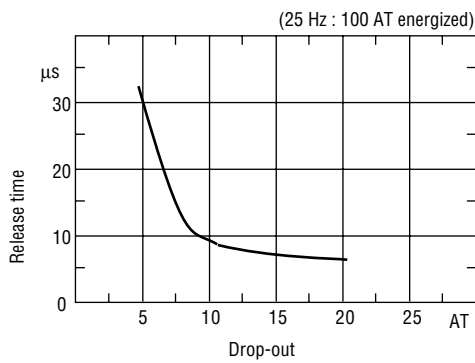
(1) Operate time



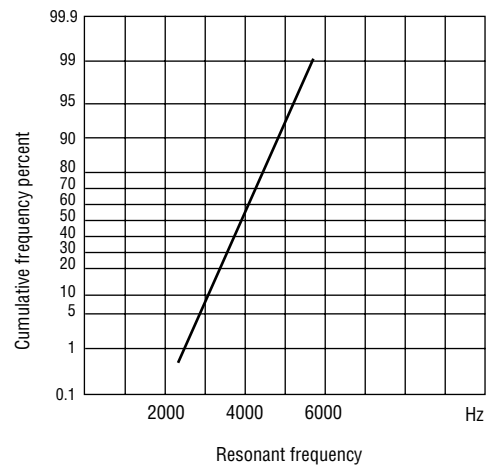
(2) Bounce time



(3) Release time

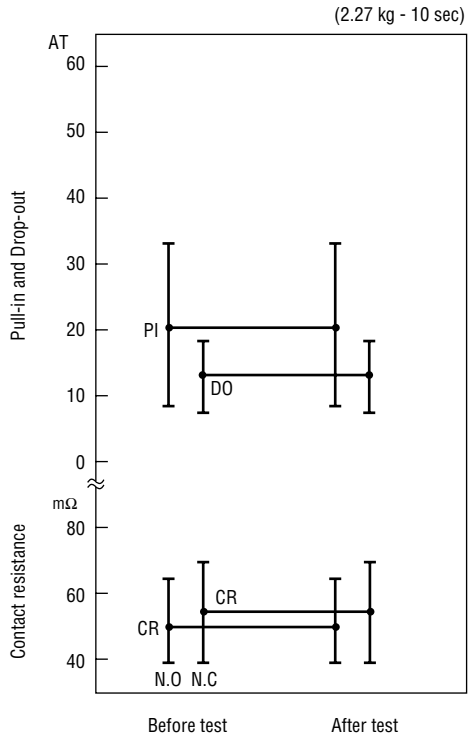


(4) Resonant frequency

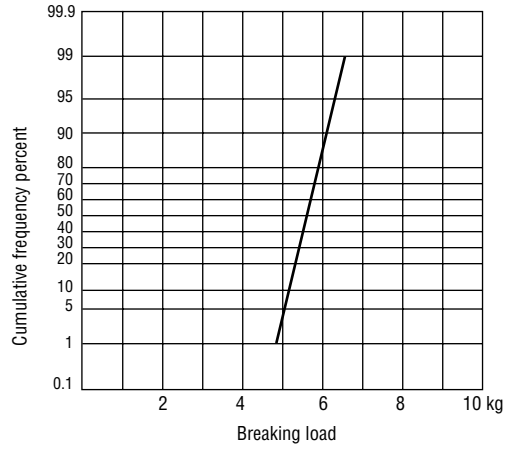


**MECHANICAL CHARACTERISTICS**

(1) Lead tensile test (static load)

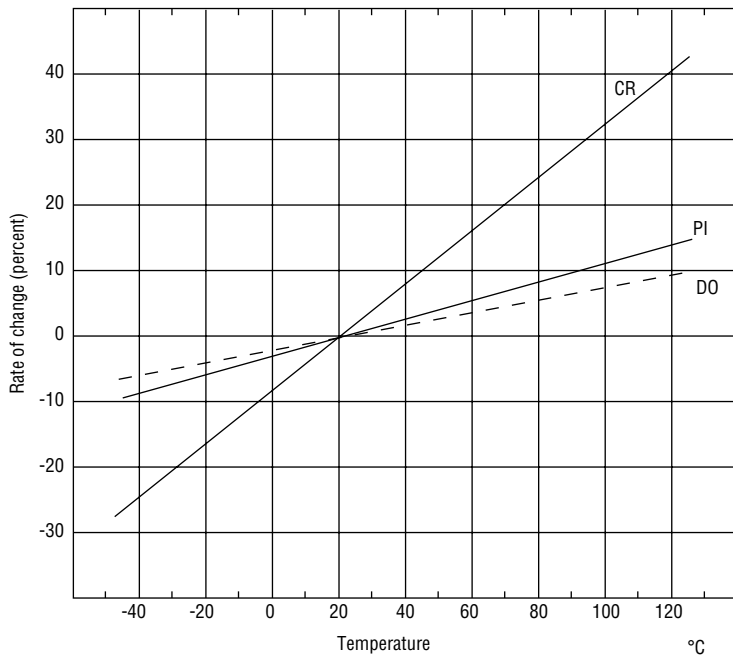


(2) Lead tensile strength

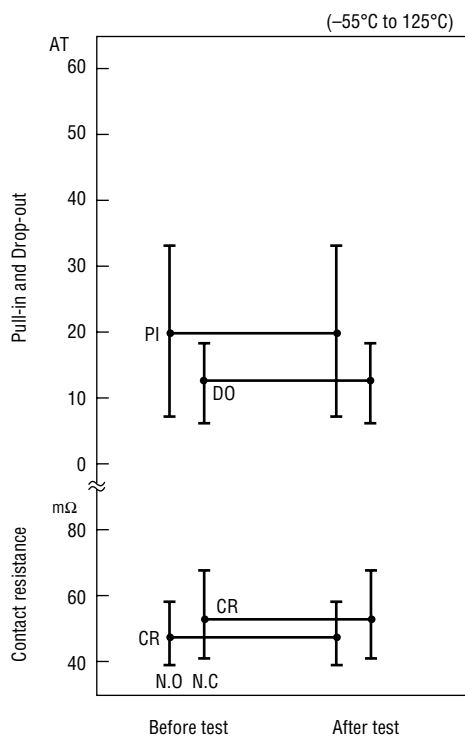


**ENVIRONMENTAL CHARACTERISTICS**

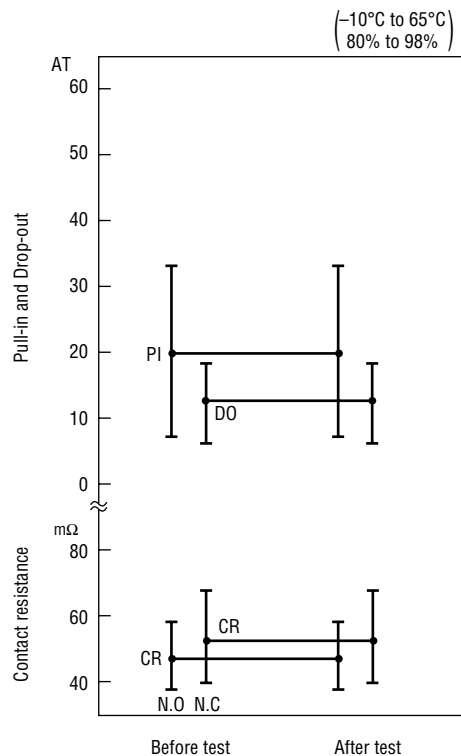
(1) Temperature characteristics



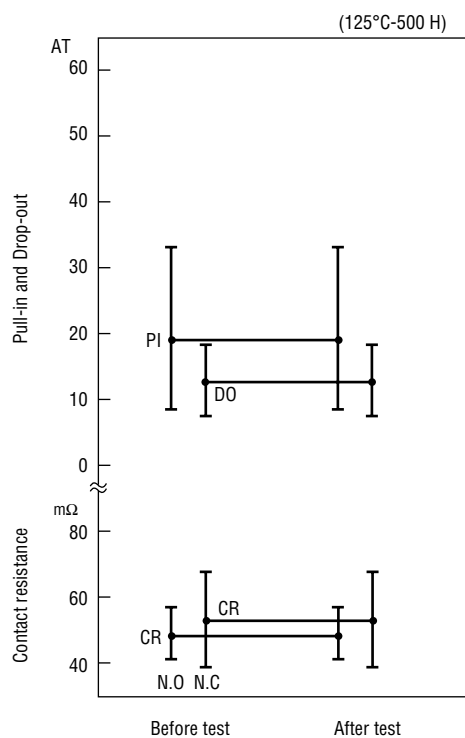
(2) Temperature cycle



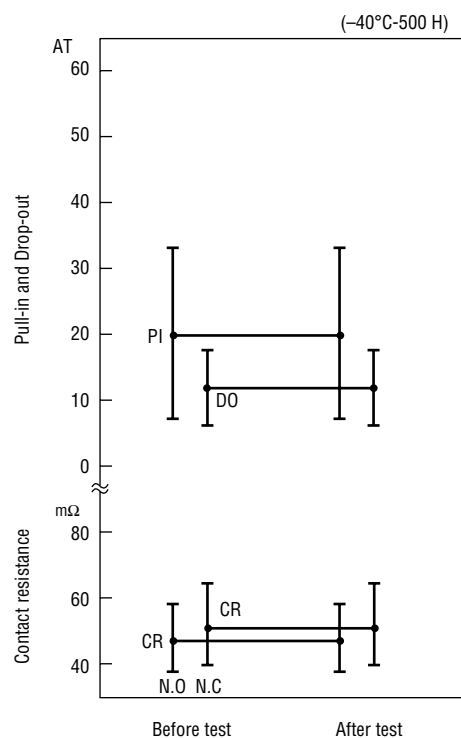
(3) Temperature and humidity cycle



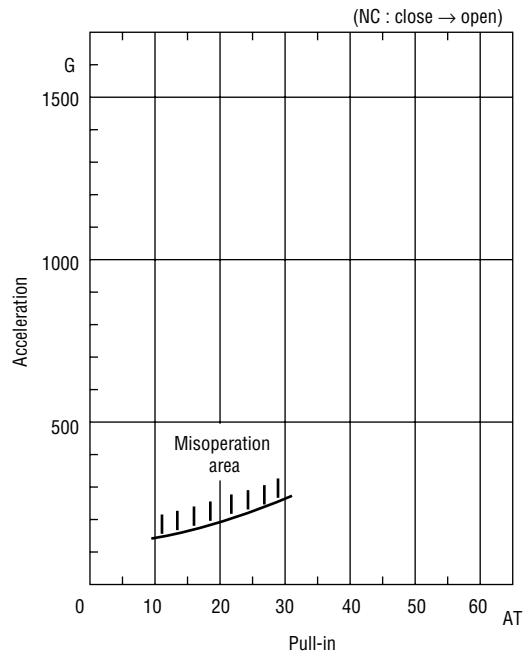
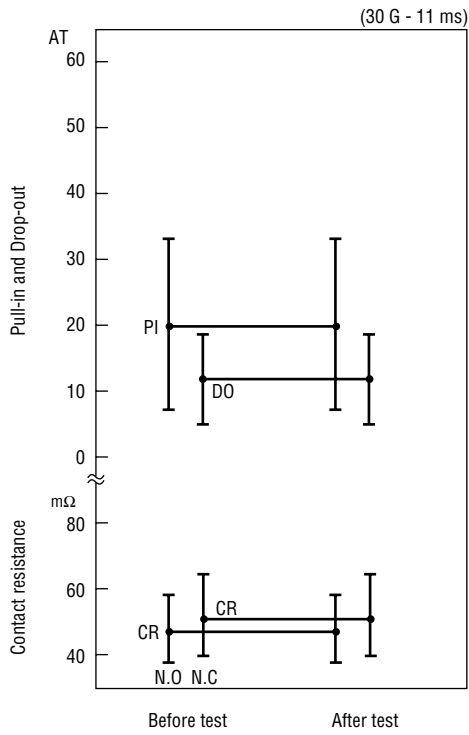
(4) High temperature storage test



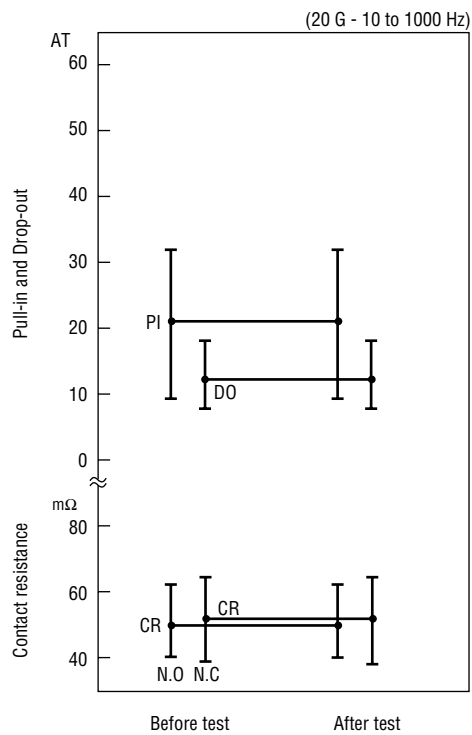
(5) Low temperature storage test



(6) Shock test



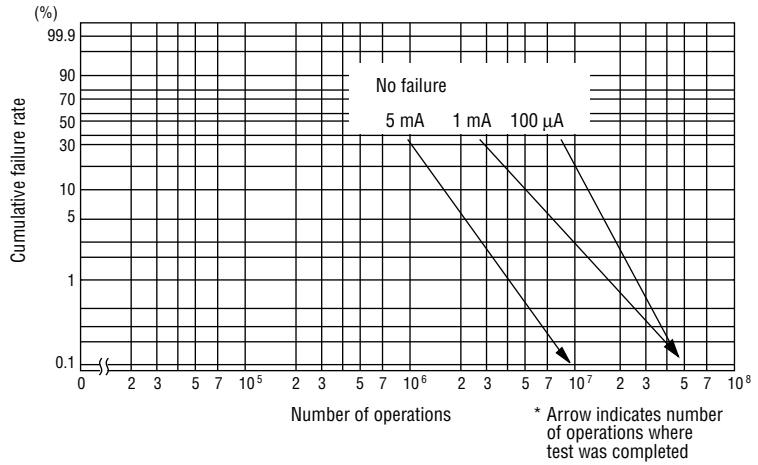
(7) Vibration test



**LIFE EXPECTANCY DATA: ORT551**

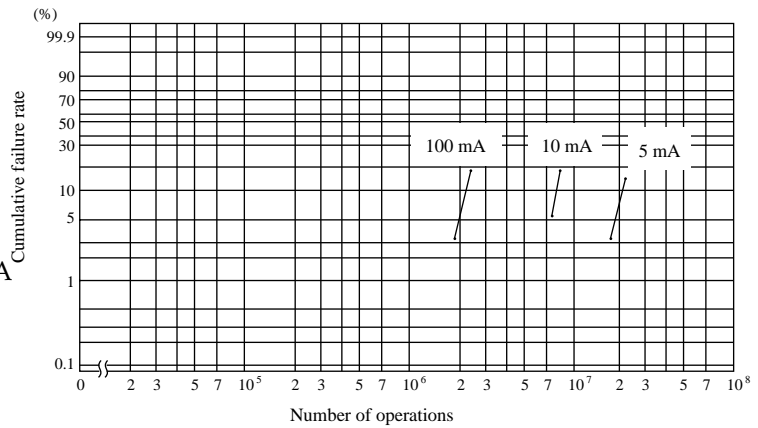
Load conditions

Voltage : 5 VDC  
 Current : 100  $\mu$ A, 1 mA, 5 mA  
 Load : Resistive load



Load conditions

Voltage : 12 VDC  
 Current : 5 mA, 10 mA, 100 mA  
 Load : Resistive load



Load conditions

Voltage : 24 VDC  
 Current : 50 mA, 100 mA  
 Load : Resistive load

