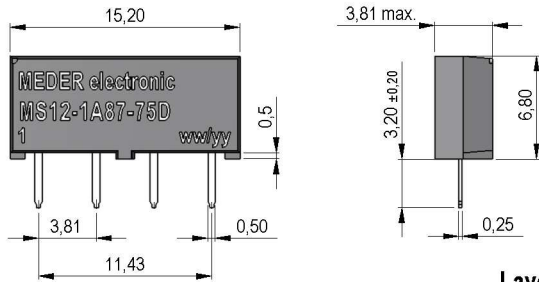
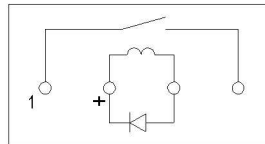



Dimensions mm[inch]
 tolerances acc. to DIN ISO 2768-m
 Toleranzen gem. DIN ISO 2768-m



Layout
 Top view
 Draufsicht



Isometric
 Scale 1:2
 Maßstab 1:2



Marking
 according to EN60062/factory code
 gem. EN60062/Fertigungsstätte



Coil Data at 20 °C	Conditions	Min	Typ	Max	Unit
Coil resistance		630	700	770	Ohm
Coil voltage			12		VDC
Rated power			205		mW
Pull-In voltage				8,4	VDC
Drop-Out voltage		1,8			VDC

Contact data 87	Conditions	Min	Typ	Max	Unit
Contact rating	Any DC combination of V & A not to exceed their individual max.'s			10	W
Switching voltage	DC or Peak AC			200	V
Switching current	DC or Peak AC			0,5	A
Carry current	DC or Peak AC			1	A
Contact resistance static	Measured with 40% overdrive Start Value			150	mOhm
Contact resistance dynamic	Maximum value 1,5 ms after excitation Start Value			200	mOhm
Contact resistance dynamic	Difference value 1,5 ms after excitation			20	mOhm
Insulation resistance	RH <45 %, 100V - to all points	1	100		GOhm
Breakdown voltage	according to EN 60255-5	230			VDC
Operate time incl. bounce	measured with 40% overdrive			0,6	ms
Release time	measured with no coil excitation			0,1	ms
Capacitance	@ 10 kHz across open switch		0,2		pF

Special Product Data	Conditions	Min	Typ	Max	Unit
Number of contacts				1	
Contact - form				A - NO	
Dielectric Strength Coil/Contact	according to EN 60255-5	1,5			kV DC
Insulation resistance Coil/Contact	RH <45%, 200 VDC Measuring Voltage	10			TOhm
Case colour				black	
Housing material				epoxy resin	
Connection pins				FeNi-alloy tin plated	
Magnetic Shield				no	
Reach / RoHS conformity				yes	



Europe: +49 / 7731 8399 0

| Email: info@standexmeder.com

USA: +1 / 508 295 0771

| Email: salesusa@standexmeder.com

Asia: +852 / 2955 1682

| Email: salesasia@standexmeder.com

Item No.:

4212187175

Item:

MS12-1A87-75D

Environmental data	Conditions	Min	Typ	Max	Unit
Shock	1/2 sine, duration 11ms, in 3 axis			50	g
Vibration	from 10 - 2000 Hz			20	g
Operating temperature		-20		70	°C
Storage temperature		-35		95	°C
Soldering temperature	wave soldering max. 5 sec.			260	°C
Washability					fully sealed

General data	Conditions	Min	Typ	Max	Unit
Packaging					Plastic tube

Modifications in the sense of technical progress are reserved

Designed at: 27.01.11 Designed by: CRUF

Approval at: 18.01.16 Approval by: DSTASTNY

Last Change at: Last Change by:

Approval at: Approval by:

Version: 02