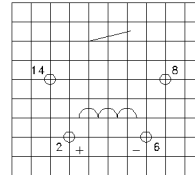
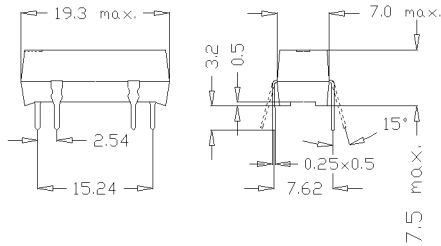



Belegung / layout : RASTERBELEGUNG



Aufdruck / marking :

MEDER electronic  
 DIP05-1B72-13L

Raster / pitch RASTERMAß  
 Ansicht von oben / top view

 dimensions / Abmessungen (mm)  
 tolerances acc. to DIN ISO 2768-m

| Coil Data at 20 °C | Conditions   | Min  | Typ | Max | Unit |
|--------------------|--|------|-----|-----|------|
| Coil resistance    |  | 450  | 500 | 550 | Ohm  |
| Coil voltage       |  |      | 5   |     | VDC  |
| Rated power        |  |      | 50  |     | mW   |
| Coil current       |  |      | 10  |     | mA   |
| Thermal resistance | max. Relay temperature<br>= operating temperature + self heating |      | 112 |     | K/W  |
| Inductance         |  |      | 35  |     | mH   |
| Pull-In voltage    |  |      |     | 3,5 | VDC  |
| Drop-Out voltage   |  | 0,75 |     |     | VDC  |

| Contact data 66/3           | Conditions   | Min | Typ | Max | Unit  |
|-----------------------------|--|-----|-----|-----|-------|
| Contact rating              | Any DC combination of V & A<br>not to exceed their individual max.'s |     |     | 10  | W     |
| Switching voltage           | DC or Peak AC  |     |     | 200 | V     |
| Switching current           | DC or Peak AC  |     |     | 0,5 | A     |
| Carry current               | DC or Peak AC  |     |     | 1   | A     |
| Contact resistance static   | Measured with 40% overdrive<br>Start Value                           |     |     | 150 | mOhm  |
| Insulation resistance       | RH <45 %, 100 V test voltage   | 5   |     |     | TOhm  |
| Breakdown voltage (> 20 AT) | according to IEC 255-5   | 0,5 |     |     | kV DC |
| Operate time incl. bounce   | measured with 40% overdrive  |     |     | 0,5 | ms    |
| Release time                | measured with no coil excitation                                     |     |     | 0,1 | ms    |
| Capacity                    | @ 10 kHz across open switch  |     | 0,2 |     | pF    |

| Special Product Data               | Conditions                    | Min | Typ                       | Max | Unit  |
|------------------------------------|-------------------------------|-----|---------------------------|-----|-------|
| Number of contacts                 |                               |     | 1                         |     |       |
| Contact - form                     |                               |     | B - NC                    |     |       |
| Dielectric Strength Coil/Contact   | according to IEC 255-5        | 5   |                           |     | kV DC |
| Insulation resistance Coil/Contact | RH <45%, 200 VDC test voltage | 10  |                           |     | TOhm  |
| Capacity Coil/Contact              | @ 10 kHz                      |     | 1                         |     | pF    |
| Case colour                        |                               |     | black                     |     |       |
| Housing material                   |                               |     | mineral filled epoxy      |     |       |
| Connection pins                    |                               |     | CuFe2P tin plated         |     |       |
| Magnetic Shield                    |                               |     | no                        |     |       |
| Reach / RoHS conformity            |                               |     | yes                       |     |       |
| Approval                           |                               |     | UL File No. NRNT2.E156887 |     |       |
| Approval                           |                               |     | UL File No. NRNT8.E156887 |     |       |

Modifications in the sense of technical progress are reserved



*Products for tomorrow...*

Europe: +49 / 7731 8399 0 | Email: info@meder.com  
USA: +1 / 508 295 0771 | Email: salesusa@meder.com  
Asia: +852 / 2955 1682 | Email: salesasia@meder.com

Item No.:  
**3205010013**  
Item:  
**DIP05-1B72-13L**  
**DIP05-1B66-13L**

| Environmental data    | Conditions                  | Min | Typ | Max | Unit         |
|-----------------------|-----------------------------|-----|-----|-----|--------------|
| Shock                 | 1/2 sine wave duration 11ms |     |     | 50  | g            |
| Vibration             | from 10 - 2000 Hz           |     |     | 20  | g            |
| Operating temperature |                             | -20 |     | 70  | °C           |
| Storage temperature   |                             | -35 |     | 95  | °C           |
| Soldering temperature | wave soldering max. 5 sec.  |     |     | 260 | °C           |
| Washability           |                             |     |     |     | fully sealed |

| General data | Conditions | Min | Typ | Max | Unit              |
|--------------|------------|-----|-----|-----|-------------------|
| Total weight |            |     | 2   |     | g                 |
| Packaging    |            |     |     |     | Tube per 25 piece |

Modifications in the sense of technical progress are reserved

Designed at: 22.04.04    Designed by: SCHELLHORN    Approval at: 25.08.09    Approval by: KOLBRICH  
Last Change at: 27.10.09    Last Change by: SERVICES\_EUROPE    Approval at: 03.11.09    Approval by: KOLBRICH

Version: 02