
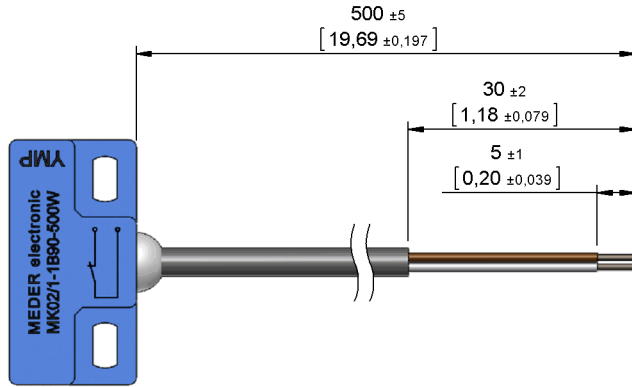


**Dimensions mm[inch]**  
 tolerances acc. to DIN ISO 2768-m  
 Toleranzen gem. DIN ISO 2768-m

**Isometric**  
 Scale 1:2  
 Maßstab 1:2



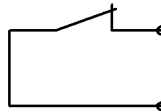
**Cable**

PVC LIYY 2x0,25qmm  
 colour of mantle: grey  
 colour of wires: white, brown  
 PVC LIYY 2x0,25qmm  
 Mantelfarbe: grau  
 Aderfarben: weiß, braun

**Terminals/Connector**

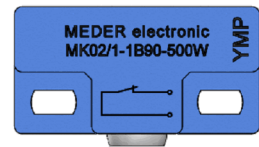
Ends tinned  
 Enden verzinkt

**Schematic**

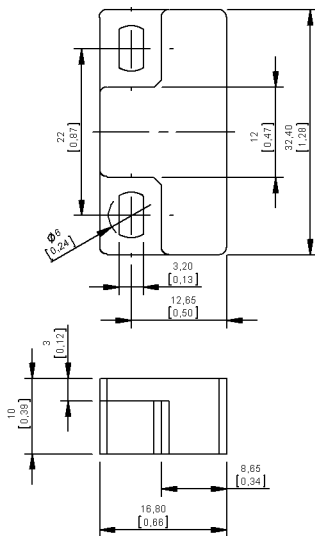


**Marking**

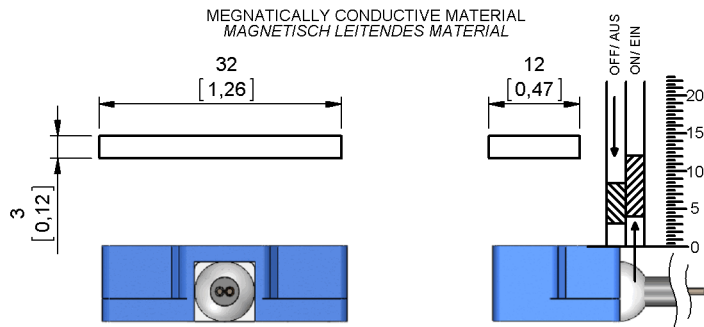
according to EN60062/factory code  
 gem. EN60062/Fertigungsstätte



**Housing**



**Switching distances**





Europe: +49 / 7731 8399 0 | Email: info@meder.com  
 USA: +1 / 508 295 0771 | Email: salesusa@meder.com  
 Asia: +852 / 2955 1682 | Email: salesasia@meder.com

Item No.:  
**2221902054**  
 Item:  
**MK02/1-1B90-500W**

*Products for tomorrow...*

Magnetic properties	Conditions	Min	Typ	Max	Unit
Pull in	at 20°C	3		8,5	mm
Drop out	at 20°C	4		12	mm
Test equipment		SV 002			

Special Product Data	Conditions	Min	Typ	Max	Unit
Contact - form		B/C - NC			
Contact - No.		90			
Contact rating	Any DC combination of V & A not to exceed their individual max.'s			10	W
operating voltage	DC or Peak AC			175	V
operating ampere	DC or Peak AC			1	A
Switching current	DC or Peak AC			0,5	A
Sensor-resistance	measured with 40% overdrive Sensor deactivated			250	mOhm
Housing material		PBT glass fibre reinforced			
Case color		blue			
Sealing compound		Polyurethan			

Environmental data	Conditions	Min	Typ	Max	Unit
Operating temperature	cable not moved	-30		80	°C
Operating temperature	cable moved	-5		80	°C
Storage temperature		-30		80	°C

Cable specification	Conditions	Min	Typ	Max	Unit
Cable typ		round cable			
Cable material		PVC			
Cross section		0,25 qmm			

General data	Conditions	Min	Typ	Max	Unit
Mounting advice		over 5m cable, a series resistor is recommended.			
Mounting advice		The mounting of MK02/1 on iron is not allowed.			
Mounting advice		Don't use magnetically conductive screws			
tightening torque	Screw M3 ISO 1207 Disk ISO 7089			0,5	Nm

Modifications in the sense of technical progress are reserved

Designed at: 09.01.08    Designed by: ALICHTENSTEIN  
 Last Change at: 15.11.12    Last Change by: OMUELLER

Approval at: 23.04.08    Approval by: BUELTZHOEFFER  
 Approval at: 16.11.12    Approval by: TFRITSCHI

Version: 05