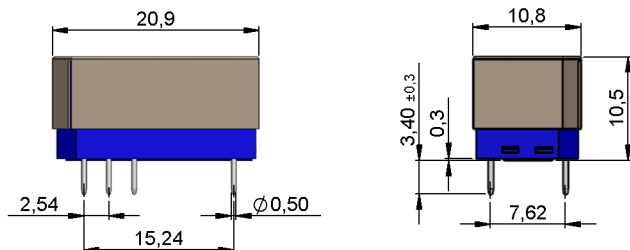


## Preliminary Datasheet


### Dimensions mm[inch]

tolerances acc. to DIN ISO 2768-m  
 Toleranzen gem. DIN ISO 2768-m



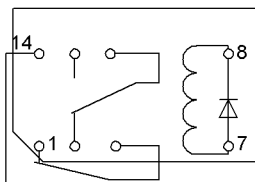
### Isometric

Scale 1:2  
 Maßstab 1:2



### Layout

Top view  
 Draufsicht



### Marking

according to EN60062/factory code  
 gem. EN60062/Fertigungsstätte



Coil Data at 20 °C	Conditions	Min	Typ	Max	Unit
Coil resistance		612	680	748	Ohm
Coil voltage			12		VDC
Rated power			212		mW
Coil current			999		mA
Thermal resistance	max. Relay temperature = operating temperature + self heating		999		K/W
Inductance			999		mH
Pull-In voltage				8,4	VDC
Drop-Out voltage		1,8			VDC

Contact data 90	Conditions	Min	Typ	Max	Unit
Contact rating	Any DC combination of V & A not to exceed their individual max.'s			10	W
Switching voltage	DC or Peak AC/ with 40% overdrive			175	V
Switching current	DC or Peak AC/with 40% overdrive			0,5	A
Carry current	DC or Peak AC/ with 40% overdrive			1	A
Contact resistance static	Measured with 40% overdrive Start Value			150	mOhm
Insulation resistance	RH <45 %, 100 V test voltage	1			TOhm
Breakdown voltage	according to IEC 255-5	200			VDC
Operate time, incl. bounce	measured with 40% overdrive			0,7	ms
Release time	measured with no coil excitation			1,5	ms
Capacity	@ 10 kHz across open switch		1		pF

Special Product Data	Conditions	Min	Typ	Max	Unit
Number of contacts			2		
Contact - form			Form C - Changeover		
Dielectric Strength Coil/Contact	according to IEC 255-5	1,5			kV DC
Insulation resistance Coil/Contact	RH <45%, 200 VDC test voltage	1			TOhm
Capacity Coil/Contact	@ 10 kHz		999		pF
Case colour					
Housing material			PBT glass fibre reinforced		
Sealing compound			Polyurethan		
Connection pins			Copper alloy tin plated		
Magnetic Shield					
Reach / RoHS conformity			yes		
Approval			UL File No. NRNT2.E156887		
Approval			UL File No. NRNT8.E156887		



*Products for tomorrow...*

Europe: +49 / 7731 8399 0 | Email: info@meder.com  
USA: +1 / 508 295 0771 | Email: salesusa@meder.com  
Asia: +852 / 2955 1682 | Email: salesasia@meder.com

Item No.:  
**1312290163**  
Item:  
**DIL12-2C90-63D**

## Preliminary Datasheet

Environmental data	Conditions	Min	Typ	Max	Unit
Shock	1/2 sine wave duration 11ms			50	g
Vibration	from 10 - 2000 Hz			20	g
Operating temperature		-20		70	°C
Storage temperature		-25		85	°C
Soldering temperature	wave soldering max. 5 sec.			260	°C
Washability					fully sealed

General data	Conditions	Min	Typ	Max	Unit
Total weight			999		g
Packaging					

Modifications in the sense of technical progress are reserved

Designed at: 22.01.09    Designed by: MPOTUZAK  
Last Change at: 30.10.12    Last Change by: NMIHAI

Approval at: 22.01.09    Approval by: DSTASTNY  
Approval at:                    Approval by:

Version: 03