



Products for tomorrow

Headquarter Europe
 MEDER electronic AG
 Friedrich-List Strasse 6
 D-78234 Engen-Welschingen
 Tel.: +49(0)7733-9487-0
 Fax: +49(0)7733-9487-32
 eMail: info@meder.com
 Internet: www.meder.com

Headquarter USA
 MEDER electronic Inc.
 766 Falmouth Rd
 Mashpee, MA 02649
 Phone: +1/ 508-539-0002
 Fax: +1/ 508-539-4088
 eMail: salesusa@meder.com

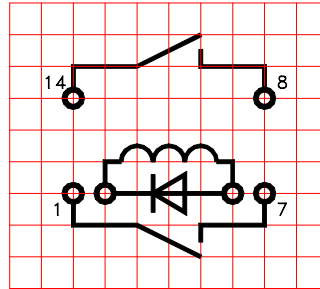
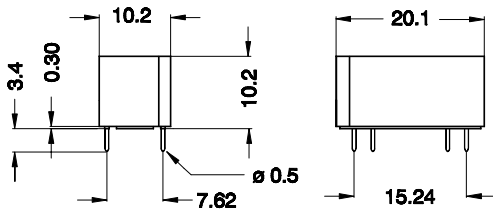
Reed Relay: DIL05-2A75-21D

Part Number: 1305275121

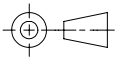
Dimensions (mm)

Layout 21D / Pitch 2,54 mm / Top View

Marking



MEDER-Label
 Type
 Production-
 Code-
 EN60062
 /Factory Code



Pins: \varnothing 0,5 mm / L 3,4 \pm 0,3 mm

Coil/Relay Characteristics	Conditions at 20°C	Min.	Typ.	Max.	Units
Coil Resistance		180	200	220	Ω
Nominal Voltage			5,0		VDC
Nominal Rated Power			125		mW
Operate Voltage				3,5	VDC
Release Voltage		0,75			VDC

Contact Data 75 (Form A/Dry)					
Contact Rating	Any combination of the switching voltage and current must not exceed the given rated power			10	W
Switching Voltage	DC or Peak AC			500	V
Switching Current	DC or Peak AC			0,5	A
Carry Current	DC or Peak AC			1,0	A
Static Contact Resistance (initial)	Measured with Nominal Voltage			200	m Ω
Insulation Resistance	RH 45%	10^{10}			Ω
Breakdown Voltage		600			VDC
Operate Time, including Bounce	Measured with Nominal Voltage			0,5	ms
Release Time	Measured with no coil suppression			0,1	ms
Capacitance			0,4		pF

Environmental Data					
Insulation Resistance Coil to Contact	RH 45%	10^{10}			Ω
Dielectric Strength Coil to Contact		1,5			KV DC
Shock	$\frac{1}{2}$ sine wave, duration 11ms			50	g
Vibration	from 10 - 2000 Hz			20	g
Operating Temperature	10°C/min max. allowable	-20		70	°C
Storage Temperature	10°C/min max. allowable	-25		-85	°C
Soldering Temperature	5 sec. at			260	°C
Cleaning					fully sealed
Material of Case					Glass fibre reinforced polybutylene terephthalate (PBTP) self-extinguishing V-0 according to UL94
Sealing Compound					Epoxy resin
Material of Pins					Cu-alloy tinned
Remarks					