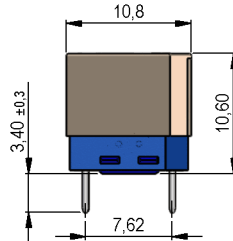
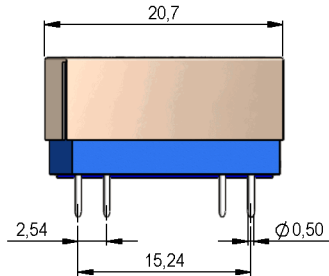
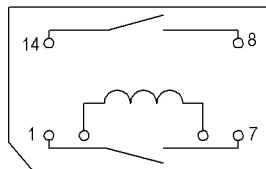



Dimensions mm[inch]
 tolerances acc. to DIN ISO 2768-m
 Toleranzen gem. DIN ISO 2768-m



Layout
 Top view
 Draufsicht



Isometric
 Scale 1:1
 Maßstab 1:1



Marking
 according to EN60062/factory code
 gem. EN60062/Fertigungsstätte



Coil Data at 20 °C	Conditions	Min	Typ	Max	Unit
Coil resistance		180	200	220	Ohm
Coil voltage			5		VDC
Rated power			125		mW
Pull-In voltage				3,5	VDC
Drop-Out voltage		0,75			VDC

Contact data 66	Conditions	Min	Typ	Max	Unit
Contact rating	Any DC combination of V & A not to exceed their individual max.'s			10	W
Switching voltage (<21 AT)	DC or Peak AC			180	V
Switching current	DC or Peak AC			0,5	A
Carry current	DC or Peak AC			1	A
Contact resistance static	Measured with 40% overdrive Start Value			150	mOhm
Insulation resistance	RH <45 %, 100 VDC test voltage	10			GOhm
Breakdown voltage (<21 AT)	according to EN 60255-5	200			VDC
Operate time incl. bounce	measured with 40% overdrive			0,5	ms
Release time	measured with no coil excitation			0,1	ms
Capacitance	@ 10 kHz across open switch		0,2		pF

Special Product Data	Conditions	Min	Typ	Max	Unit
Number of contacts				2	
Contact - form				A - NO	
Dielectric Strength Coil/Contact	according to EN 60255-5	1,5			kV DC
Insulation resistance Coil/Contact	RH <45%, 200 VDC measuring voltage	10			GOhm
Case colour				blue	
Housing material				PBT glass fibre reinforced	
Sealing compound				Polyurethan	
Connection pins				Copper alloy tin plated	
Magnetic Shield				yes	
Reach / RoHS conformity				yes	

Modifications in the sense of technical progress are reserved

Designed at: 13.10.08 Designed by: MPOTUZAK
 Last Change at: 29.11.12 Last Change by: WKOVACS

Approval at: 13.10.08 Approval by: DSTASTNY
 Approval at: 14.12.12 Approval by: SSSCHNECKENBURGER

Version: 07



Products for tomorrow...

Europe: +49 / 7731 8399 0 | Email: info@meder.com
USA: +1 / 508 295 0771 | Email: salesusa@meder.com
Asia: +852 / 2955 1682 | Email: salesasia@meder.com

Item No.:
1305271221
Item:
DIL05-2A66-21M
DIL05-2A71-21M

Environmental data	Conditions	Min	Typ	Max	Unit
Shock	1/2 sine, duration 11ms, in 3 axis			50	g
Vibration	from 10 - 2000 Hz			20	g
Operating temperature		-20		70	°C
Storage temperature		-35		95	°C
Soldering temperature	wave soldering max. 5 sec.			260	°C
Washability					fully sealed

General data	Conditions	Min	Typ	Max	Unit
Packaging					plastic tube a 24 pcs.

Modifications in the sense of technical progress are reserved

Designed at: 13.10.08 Designed by: MPOTUZAK
Last Change at: 29.11.12 Last Change by: WKOVACS

Approval at: 13.10.08 Approval by: DSTASTNY

Approval at: 14.12.12 Approval by: SSSCHNECKENBURGER Version: 07